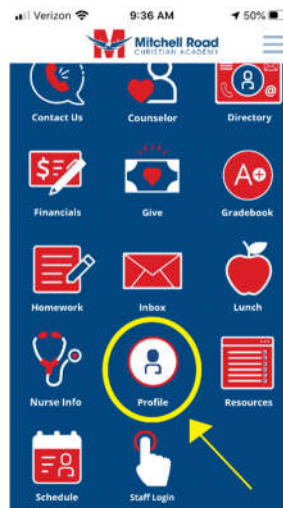


How to Manage Your Communication Preferences in the MRCA App

Just like our previous app, our new app allows MRCA to communicate with families depending on their interests. To make sure you get notifications through the app, please complete the following steps:

- 1) Create a profile. (If you have completed any type of form in the app, you've probably already done this step.) Choose the "Profile" icon in the app to create or update your profile information.

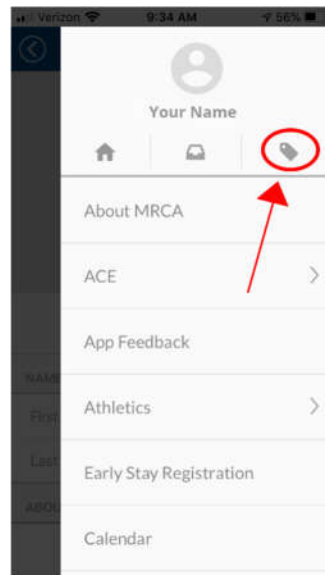


- 2) Select your interests.

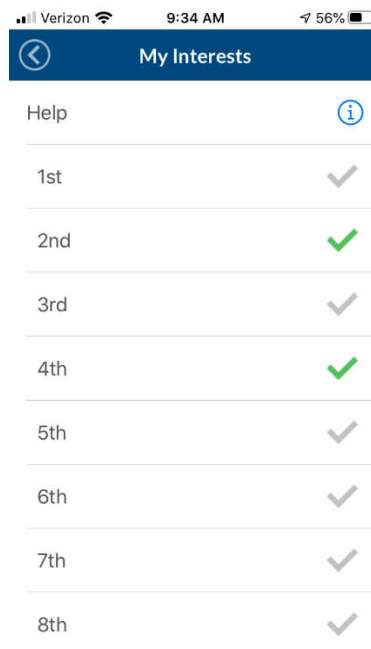
- a. Click the top right hamburger for a menu to slide in from the right.



- b. Click the tag icon.



- c. Check your interests. Any selected interests will have a green check. If you deselect an interest, the check will go back to gray.



- d. Now, you are ready to receive important updates from the school! Be sure to check your phone's settings so you receive alerts for the notifications MRCA sends through the app. If you need assistance on how to manage those settings or have any other problems or questions, contact Debby DeRosa at dderosa@mitchellroadchristian.org.